

Scaled data based on original data using  
LM-79-08 Approved Method: Electrical and Photometric Measurements of Solid-  
State Lighting Products

Test Report Prepared for  
Cooper Lighting Solutions  
(formerly Eaton)

Brand: INVUE

Report Number: P141699

Luminaire Tested: **ECM-E01-LED-E1-T2-7030**

Issue Date: 03/03/2020

**Test Information**

Test Method: LM-79-08  
Report Number: P141699  
REPORT IS SCALED FROM IESNA LM-79-08 TEST DATA (P33682)  
Test Lab: INNOVATION CENTER-P3  
Issue Date: 03/03/2020  
Manufacturer: COOPER LIGHTING SOLUTIONS (FORMERLY EATON)  
Product Line: INVUE  
Catalog Number: ECM-E01-LED-E1-T2-7030  
Description: EPIC CLASSICAL MEDIUM DECORATIVE LED LUMINAIRE  
(1) LIGHTBARS WITH AccuLED OPTICS - TYPE 2  
Light Source: (21) 3000K CCT, 70 CRI LEDs  
Ballast/Driver: -

**Summary**

Lumens per Lamp: N/A  
Luminaire Lumens: 2692.6 lumens  
Efficiency: N/A  
Efficacy: 109.0 lumens/watt  
Luminous Opening: Rectangular (W 0.17' x L: 1' x H: 0')  
IES Classification: Type II - Short - Semi-Cutoff  
BUG Rating: B1 - U0 - G1

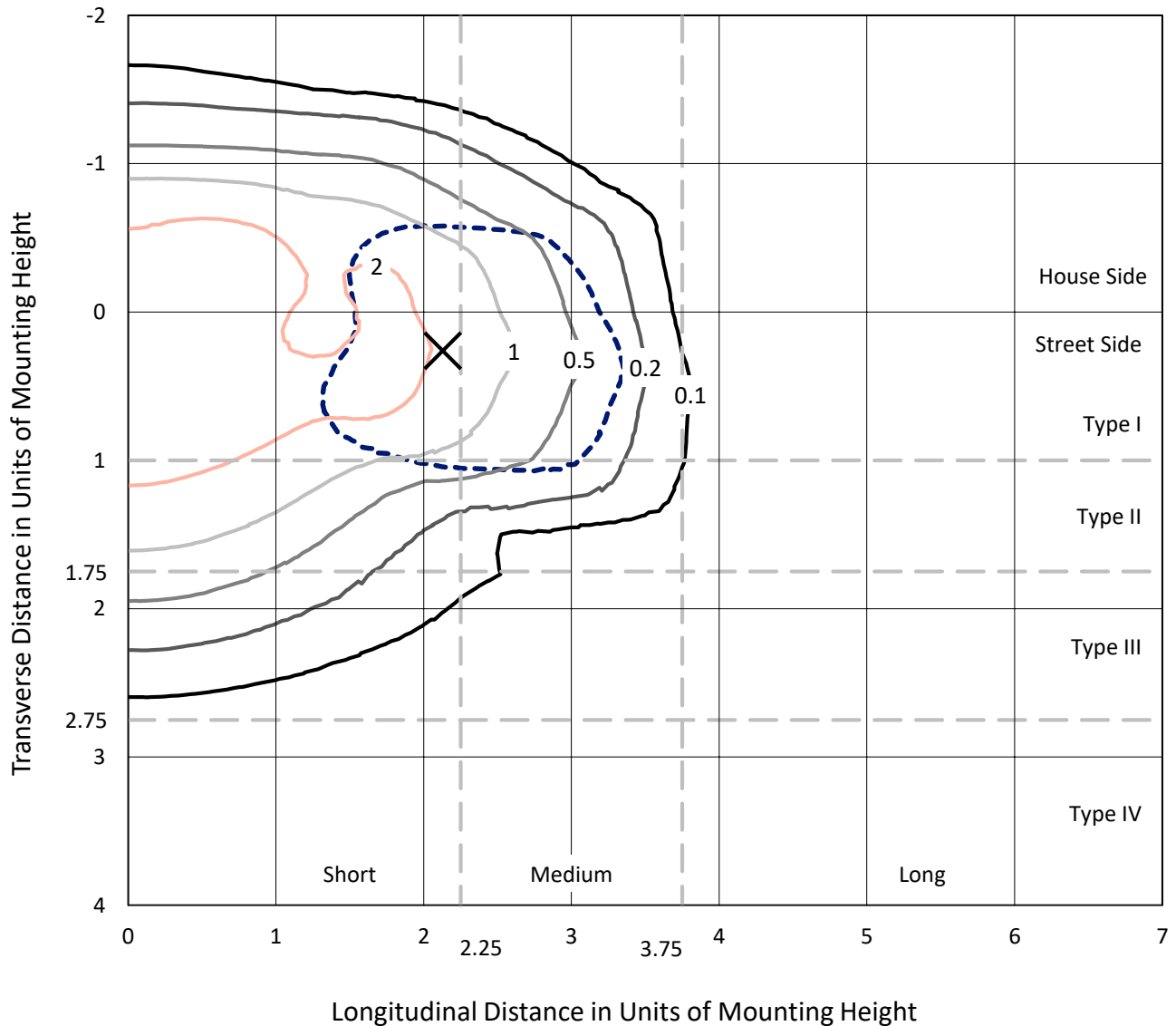
Input Watts (W): 24.7  
Input Voltage (V): NR  
Input Current (Ain): NR  
Voltage Rise (V): NR  
Power Factor: NR  
Total Harmonic Distortion (THDi): NR  
Frequency (hertz): 60  
Stabilization Time: NR  
Operation Time: NR  
Ambient Temperature (°C): NR  
Test Distance: 25 FT



REPORT NUMBER: P141699  
 CATALOG NUMBER: ECM-E01-LED-E1-T2-7030

### Iso-Footcandle Lines of Horizontal Illumination

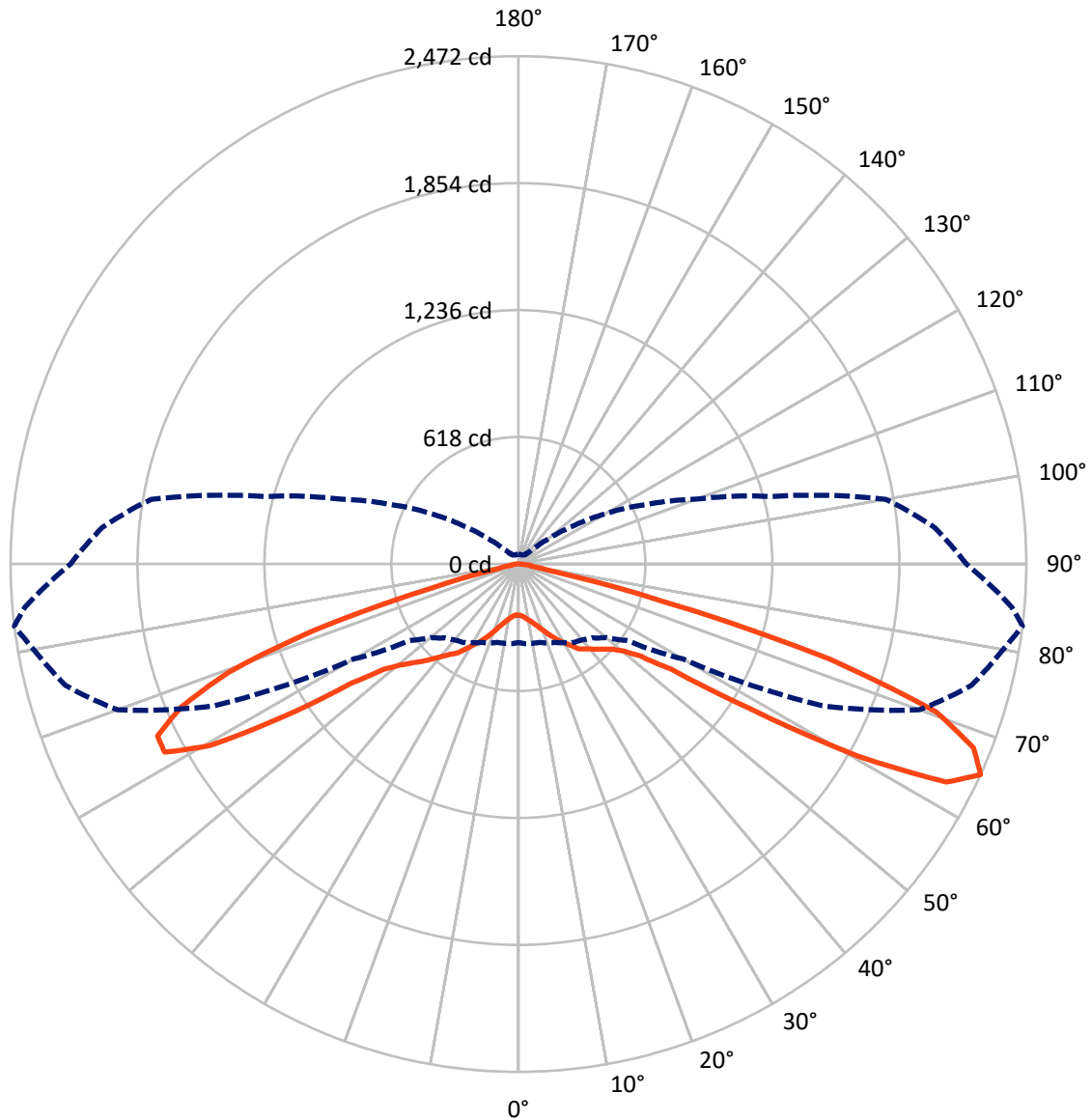
× Max cd  
 - - - 1/2 Max cd



Based on 10 foot mounting height. Maximum calculated value = 3.1 fc  
 Type II - Short - Semi-Cutoff

REPORT NUMBER: P141699  
CATALOG NUMBER: ECM-E01-LED-E1-T2-7030

### Luminous Intensity Polar Plot



— Vertical Plane Through 83-Deg Lateral      - - - Horizontal Cone Through 65-Deg Vertical

REPORT NUMBER: P141699

CATALOG NUMBER: ECM-E01-LED-E1-T2-7030

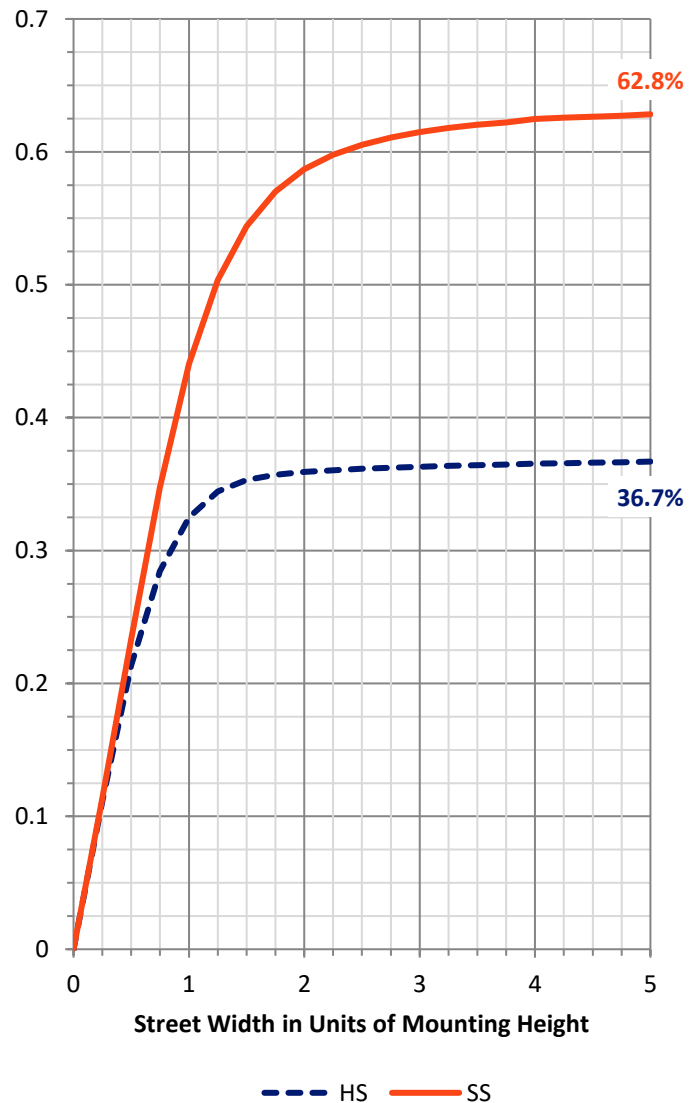
**FLUX DISTRIBUTION:**

		Downward	Upward	Total
<b>House Side</b>	Lumens	998.8	0.0	998.8
	% Fixture	37.1	0.0	37.1
<b>Street Side</b>	Lumens	1693.9	0.0	1693.9
	% Fixture	62.9	0.0	62.9
<b>Total</b>	Lumens	2692.6	0.0	2692.6
	% Fixture	100.0	0.0	100.0

**ZONAL LUMENS:**

Zone	Lumens	% Fixture
0°-10°	25.1	0.9
10°-20°	87.9	3.3
20°-30°	173.6	6.4
30°-40°	298.8	11.1
40°-50°	450.8	16.7
50°-60°	627.3	23.3
60°-70°	724.1	26.9
70°-80°	263.2	9.8
80°-90°	41.8	1.6
90°-100°	0.0	0.0
100°-110°	0.0	0.0
110°-120°	0.0	0.0
120°-130°	0.0	0.0
130°-140°	0.0	0.0
140°-150°	0.0	0.0
150°-160°	0.0	0.0
160°-170°	0.0	0.0
170°-180°	0.0	0.0
0°-90°	2692.6	100.0
0°-180°	2692.6	100.0

**Coefficient of Utilization**



REPORT NUMBER: P141699

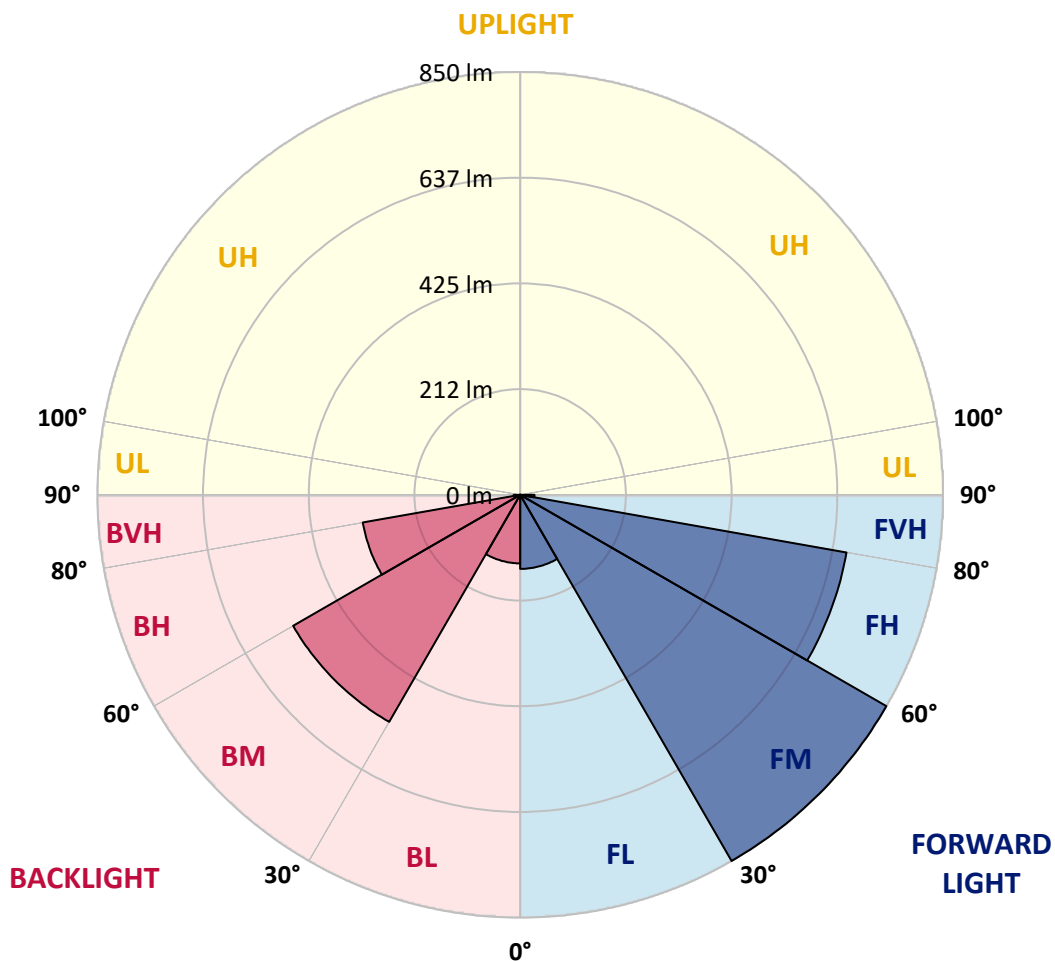
CATALOG NUMBER: ECM-E01-LED-E1-T2-7030

**LUMINAIRE CLASSIFICATION SYSTEM LUMEN TABLE AND BUG RATING:**

Zone		Lumens	% Fixture	Zone Rating/Lumen Limit		
				B	U	G
FL	(0°-30°)	148.9	5.5			
FM	(30°-60°)	850.0	31.6			
FH	(60°-80°)	666.1	24.7			G1/1800
FVH	(80°-90°)	28.9	1.1			G1/100
BL	(0°-30°)	137.7	5.1	B1/500		
BM	(30°-60°)	527.0	19.6	B1/1000		
BH	(60°-80°)	321.1	11.9	B1/500		G1/500
BVH	(80°-90°)	12.9	0.5			G1/100
UL	(90°-100°)	0.0	0.0		U0/0	
UH	(100°-180°)	0.0	0.0		U0/0	

**BUG Rating: B1-U0-G1**

Type II Short





REPORT NUMBER: P141699

CATALOG NUMBER: ECM-E01-LED-E1-T2-7030

**CANDELA DISTRIBUTION (FULL):**

	0°	5°	10°	15°	20°	25°	30°	35°	40°	45°	50°
0°	249.3	249.3	249.3	249.3	249.3	249.3	249.3	249.3	249.3	249.3	249.3
2.5°	261.5	262.1	261.5	261.5	261.2	260.9	260.9	260.6	260.0	259.4	259.1
5°	275.8	276.1	275.2	275.2	275.5	275.2	274.3	274.6	272.2	271.3	270.7
7.5°	291.7	292.6	291.4	290.7	290.4	289.8	288.9	287.4	285.6	284.1	283.1
10°	309.6	310.5	309.9	308.7	306.9	306.0	305.1	302.6	300.5	298.1	296.2
12.5°	330.9	331.2	330.6	328.2	327.0	324.2	321.2	318.5	315.4	311.8	308.7
15°	351.9	352.2	351.3	348.9	347.4	344.0	339.8	336.1	330.9	326.7	322.7
17.5°	368.1	368.7	366.9	365.0	362.9	358.6	354.7	350.4	344.9	340.4	336.4
20°	373.6	374.5	373.3	372.3	371.1	369.0	365.0	361.4	356.5	353.2	350.1
22.5°	371.1	372.0	371.4	371.4	371.4	371.1	369.3	368.4	365.3	363.8	363.2
25°	367.5	368.4	367.8	368.4	369.6	371.1	371.1	373.0	372.6	375.1	376.6
27.5°	376.9	377.5	376.0	376.0	377.2	379.6	379.0	382.7	383.3	388.2	392.7
30°	409.8	409.8	407.4	404.9	405.8	405.2	404.6	407.0	407.0	411.6	413.7
32.5°	458.8	455.5	455.2	454.8	452.7	454.2	449.4	449.7	447.5	448.2	447.2
35°	512.7	512.4	511.2	510.6	509.6	514.2	510.6	513.6	506.0	503.3	498.1
37.5°	559.9	561.1	562.0	566.6	568.7	577.8	580.0	581.5	573.6	573.9	562.3
40°	607.4	608.9	612.2	620.5	626.6	635.1	639.0	645.4	646.0	647.3	638.7
42.5°	659.1	656.7	661.3	671.6	679.2	687.8	692.9	704.8	711.5	714.8	716.1
45°	700.8	698.1	700.2	706.3	713.3	724.3	735.6	753.2	767.5	783.0	791.6
47.5°	722.5	723.1	724.6	728.2	733.1	743.8	759.6	782.1	805.3	830.2	852.5
50°	729.5	729.8	731.9	735.6	740.1	751.4	767.8	793.4	821.4	856.4	890.5
52.5°	731.6	730.4	732.5	734.3	737.4	746.8	762.3	789.1	820.8	863.1	913.7
55°	723.7	722.2	725.8	728.2	730.7	738.3	750.2	774.8	807.7	855.8	921.9
57.5°	693.2	693.5	698.7	705.1	711.5	721.9	737.4	760.8	793.4	840.9	914.9
60°	641.8	640.9	647.3	655.2	666.1	682.6	701.8	725.5	752.6	792.2	864.9
62.5°	548.3	552.0	554.1	566.0	566.6	590.0	602.5	626.3	649.4	679.8	745.3
65°	381.8	389.7	391.8	394.9	409.2	421.4	441.5	466.4	481.6	508.4	557.1
67.5°	237.8	243.6	243.9	251.8	264.3	278.3	293.8	319.1	342.2	346.5	370.8
70°	197.3	197.6	201.9	207.6	217.4	231.7	246.9	264.6	285.6	299.0	296.5
72.5°	163.5	165.3	168.4	174.1	184.8	197.6	217.1	239.6	265.8	292.6	316.3
75°	109.6	112.6	113.6	116.3	121.5	133.0	147.7	169.0	202.8	242.6	293.2
77.5°	58.1	58.8	60.9	63.0	65.8	72.8	82.2	93.2	115.4	149.8	209.2
80°	29.5	30.7	32.3	33.8	33.5	35.3	38.1	42.9	50.5	65.8	94.7
82.5°	10.7	13.7	18.0	20.1	20.1	20.7	21.6	22.5	21.9	24.4	30.4
85°	4.9	5.5	7.0	11.0	11.3	11.3	11.3	11.9	11.3	10.0	11.9
87.5°	0.0	0.9	0.9	2.7	3.0	2.7	3.0	4.0	3.0	2.4	2.1
90°	0.0	0.0	0.0	0.0	0.0	0.0	0.0	0.0	0.0	0.0	0.0



REPORT NUMBER: P141699

CATALOG NUMBER: ECM-E01-LED-E1-T2-7030

**CANDELA DISTRIBUTION (continued):**

	55°	60°	65°	70°	75°	80°	83°	85°	90°	95°	100°
0°	249.3	249.3	249.3	249.3	249.3	249.3	249.3	249.3	249.3	249.3	249.3
2.5°	257.6	257.0	255.4	254.8	253.0	251.8	251.2	250.6	249.6	248.4	247.5
5°	268.8	267.0	264.9	263.7	261.2	258.8	257.9	256.7	254.5	252.7	250.6
7.5°	280.7	278.6	276.1	273.4	271.0	268.2	267.0	265.8	262.7	260.3	257.3
10°	293.5	290.4	287.7	285.3	283.1	280.1	278.0	277.0	274.3	270.7	267.6
12.5°	305.7	302.3	299.6	296.5	294.4	292.0	289.8	288.9	286.8	283.4	281.0
15°	318.5	315.1	312.1	309.9	307.5	306.0	304.8	303.2	302.3	299.6	298.4
17.5°	332.2	329.1	326.4	324.5	323.6	323.3	323.0	322.4	321.5	319.7	318.8
20°	347.7	344.9	344.0	343.7	344.0	344.3	344.9	344.9	345.2	344.0	343.7
22.5°	362.6	362.6	364.1	365.9	367.8	369.0	369.9	368.7	369.0	370.8	372.3
25°	379.0	381.8	385.7	388.8	391.5	393.7	394.9	395.5	396.1	398.8	401.6
27.5°	396.7	401.0	406.7	410.7	415.9	419.2	421.7	421.4	422.3	425.9	430.8
30°	418.6	422.9	429.0	434.5	441.5	446.3	447.2	446.6	447.8	451.2	460.9
32.5°	449.4	450.3	454.2	459.7	467.3	472.2	473.1	474.6	477.4	483.5	495.3
35°	492.6	488.6	488.3	490.8	498.1	507.5	508.4	509.3	510.6	518.5	534.3
37.5°	551.1	534.9	525.2	517.6	518.5	521.8	523.7	524.3	527.3	539.5	566.3
40°	624.4	594.3	572.7	551.1	543.1	543.7	544.4	543.7	549.8	568.7	603.7
42.5°	704.8	678.3	640.6	595.8	573.3	566.0	566.9	567.5	576.9	604.3	643.3
45°	790.0	773.0	729.2	659.1	610.7	592.2	591.5	592.8	608.3	647.0	688.1
47.5°	864.9	869.2	836.9	754.7	671.6	624.4	620.5	622.6	647.9	689.3	731.0
50°	924.3	952.3	949.9	884.7	770.3	680.1	666.1	669.2	699.0	741.9	779.4
52.5°	969.1	1026.0	1062.5	1036.7	937.1	781.2	745.0	739.8	777.3	822.6	845.8
55°	998.9	1091.1	1187.1	1231.8	1191.3	999.5	904.8	893.6	934.1	991.9	1001.9
57.5°	1018.7	1170.3	1376.7	1549.7	1604.8	1440.4	1321.6	1274.4	1304.0	1365.2	1352.1
60°	985.8	1201.7	1605.7	1915.6	2072.4	2031.6	1899.5	1828.2	1773.1	1768.6	1695.8
62.5°	859.8	1127.1	1698.5	2089.7	2310.2	2361.0	2337.6	2253.2	2100.7	2016.1	1851.7
65°	648.5	923.4	1632.5	2076.3	2283.1	2395.7	2472.1	2411.5	2180.2	2033.7	1815.1
67.5°	414.4	596.1	1357.8	1915.3	2109.5	2236.2	2389.0	2361.3	2065.7	1878.8	1641.0
70°	302.6	330.3	921.3	1621.2	1834.9	1946.3	2156.4	2144.2	1811.5	1601.4	1365.8
72.5°	348.6	246.3	505.1	1211.1	1376.4	1464.1	1584.4	1554.8	1265.6	1119.8	952.9
75°	393.0	275.5	284.7	718.5	769.0	707.5	724.0	628.7	490.5	434.8	428.4
77.5°	330.9	345.6	258.2	308.7	284.4	204.9	153.4	120.3	94.1	101.1	112.3
80°	192.4	388.5	341.6	160.7	180.2	143.4	63.9	53.0	43.8	44.4	45.1
82.5°	59.4	242.6	480.7	196.4	178.4	202.2	58.8	35.9	28.9	32.6	36.8
85°	19.8	101.7	385.4	206.1	115.4	107.8	25.9	17.7	14.6	20.4	28.9
87.5°	4.9	24.7	71.5	27.1	17.0	10.4	8.8	6.4	7.0	12.8	18.0
90°	0.0	0.0	0.0	0.0	0.0	0.0	0.0	0.0	0.0	0.0	0.0



REPORT NUMBER: P141699

CATALOG NUMBER: ECM-E01-LED-E1-T2-7030

**CANDELA DISTRIBUTION (continued):**

	105°	110°	115°	120°	125°	130°	135°	140°	145°	150°	155°
0°	249.3	249.3	249.3	249.3	249.3	249.3	249.3	249.3	249.3	249.3	249.3
2.5°	246.9	246.0	245.1	244.5	243.6	243.6	242.6	242.6	241.4	240.8	240.8
5°	248.7	246.9	245.4	243.9	242.3	241.7	240.5	239.9	238.7	237.8	237.2
7.5°	254.8	252.4	250.6	248.7	246.9	246.0	244.8	243.6	243.3	242.6	242.0
10°	265.2	261.8	260.3	259.1	256.7	256.0	254.8	253.9	253.0	252.1	252.4
12.5°	278.6	276.1	275.5	273.1	272.5	271.6	269.7	269.1	266.7	264.9	264.0
15°	295.6	294.7	294.7	293.5	291.7	290.1	287.4	285.9	281.6	278.9	275.8
17.5°	318.2	317.2	317.5	316.3	314.2	311.5	308.4	303.8	297.4	292.6	286.5
20°	344.3	344.0	344.6	343.7	341.0	337.3	330.0	323.3	314.5	305.7	299.0
22.5°	373.6	375.1	375.7	373.3	370.2	362.6	354.7	344.9	333.1	321.5	312.1
25°	404.6	408.3	410.4	407.0	403.4	393.7	381.8	368.7	351.9	337.9	325.5
27.5°	435.1	442.7	445.7	443.9	438.1	424.4	408.6	391.2	370.8	352.2	336.1
30°	471.3	481.3	486.8	484.1	472.8	454.8	435.7	412.2	386.3	364.1	344.6
32.5°	509.3	521.8	525.8	520.0	503.6	481.0	456.1	427.4	398.2	372.6	350.7
35°	551.7	563.2	564.1	552.9	531.3	502.6	471.6	437.2	403.7	375.1	351.0
37.5°	588.5	600.1	599.2	582.4	556.2	520.6	481.0	439.3	400.4	367.8	341.6
40°	627.2	640.0	633.0	611.3	577.5	532.2	482.2	432.0	387.6	351.9	323.3
42.5°	668.0	673.4	661.0	633.9	590.3	531.9	471.9	414.7	367.5	327.9	297.8
45°	705.4	701.1	683.2	647.0	589.4	518.8	451.5	393.0	340.7	301.1	271.6
47.5°	738.9	725.5	697.8	647.0	575.1	495.6	425.3	365.0	313.0	273.1	243.9
50°	775.1	747.1	703.9	635.7	549.2	467.6	397.6	337.0	283.4	242.6	210.7
52.5°	823.2	773.0	703.9	615.3	522.4	439.3	368.4	304.5	249.0	206.4	174.8
55°	935.9	827.2	716.1	604.0	498.7	409.5	333.7	262.4	208.5	167.8	141.6
57.5°	1157.2	945.9	777.3	624.7	489.9	377.2	288.9	215.9	164.7	130.6	108.7
60°	1341.4	1041.8	826.9	640.6	475.6	335.5	234.1	165.3	122.4	96.5	82.2
62.5°	1388.9	1043.0	806.5	599.5	417.7	273.1	172.6	113.9	84.0	70.0	62.4
65°	1270.2	922.5	685.9	488.9	318.2	189.7	108.1	69.1	56.0	51.1	48.1
67.5°	1067.7	734.9	508.4	341.0	200.6	104.4	60.6	47.5	42.6	41.1	39.6
70°	819.0	516.3	330.9	199.7	105.0	54.2	43.2	39.0	36.8	35.9	34.7
72.5°	504.8	305.1	179.9	95.9	52.4	41.4	38.7	37.1	34.4	33.2	32.0
75°	214.3	130.9	74.6	48.7	42.0	39.6	37.4	35.6	33.5	31.7	30.4
77.5°	72.2	49.9	44.1	42.6	42.0	39.6	36.8	34.4	32.3	30.1	28.9
80°	43.8	39.9	40.8	40.5	42.0	39.3	35.6	32.9	30.4	28.3	26.8
82.5°	38.1	37.8	38.7	39.6	41.7	37.8	33.5	29.5	26.5	24.4	22.8
85°	32.9	33.5	34.1	34.7	35.9	32.0	27.1	23.4	21.0	18.3	17.0
87.5°	21.9	23.7	25.0	25.3	24.4	15.2	8.8	10.4	10.7	9.1	8.2
90°	0.0	0.0	0.0	0.0	0.0	0.0	0.0	0.0	0.0	0.0	0.0



REPORT NUMBER: P141699

CATALOG NUMBER: ECM-E01-LED-E1-T2-7030

**CANDELA DISTRIBUTION (continued):**

	160°	165°	170°	175°	180°
0°	249.3	249.3	249.3	249.3	249.3
2.5°	239.9	239.6	240.5	239.6	239.6
5°	236.9	236.6	236.6	236.6	235.9
7.5°	241.7	241.4	241.1	241.1	240.8
10°	251.2	250.9	250.9	250.6	250.6
12.5°	262.4	261.2	260.9	260.3	260.6
15°	273.4	270.0	269.1	268.2	267.3
17.5°	281.9	278.0	275.8	274.0	274.0
20°	292.6	287.4	284.7	281.9	281.9
22.5°	304.8	297.8	294.1	291.1	289.8
25°	314.8	306.0	300.8	297.1	296.2
27.5°	322.4	311.1	304.5	300.2	299.0
30°	328.5	315.7	307.8	303.2	301.4
32.5°	332.5	318.5	309.9	305.4	303.5
35°	330.3	315.4	305.1	299.6	298.4
37.5°	319.7	303.8	291.7	285.9	283.7
40°	300.2	283.1	270.4	263.3	262.1
42.5°	274.6	257.6	245.4	238.1	234.7
45°	247.2	229.6	218.0	211.3	207.3
47.5°	217.7	200.3	188.5	181.8	179.0
50°	186.6	169.9	159.8	152.5	149.8
52.5°	154.4	139.4	129.4	123.3	120.3
55°	123.6	111.4	102.9	98.9	96.8
57.5°	96.5	88.6	83.7	81.3	79.8
60°	74.9	70.9	69.1	67.3	67.6
62.5°	58.5	57.5	56.9	56.0	56.3
65°	47.2	46.6	46.9	46.6	46.9
67.5°	38.7	39.0	39.6	39.6	39.9
70°	34.1	34.4	35.0	35.0	35.0
72.5°	31.7	32.3	32.9	32.6	32.6
75°	29.8	31.4	32.6	31.4	30.1
77.5°	28.0	31.7	35.0	32.3	28.9
80°	25.6	33.5	37.4	32.6	27.7
82.5°	24.4	32.3	32.9	28.3	24.4
85°	22.5	36.5	38.1	25.9	18.6
87.5°	11.6	21.9	25.3	17.4	9.4
90°	0.0	0.0	0.0	0.0	0.0

(END OF REPORT)